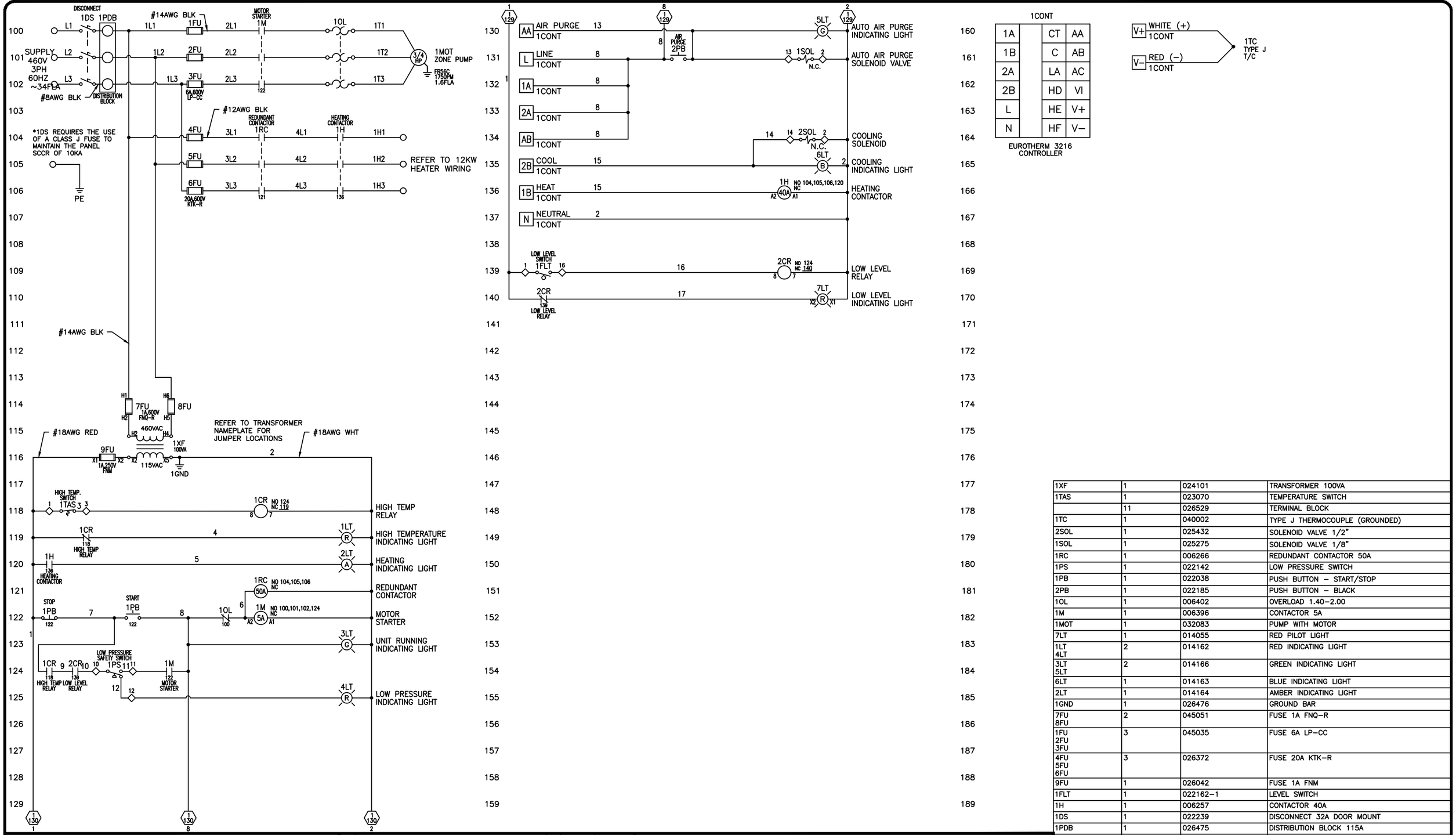

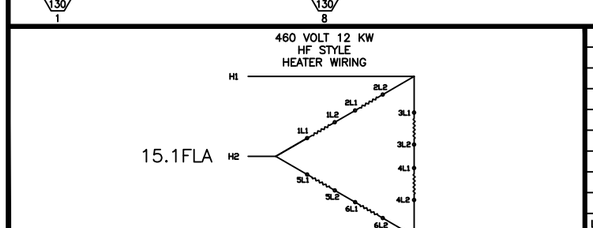

LTR	DESCRIPTION	BY	DATE	ECN NO.

REVISIONS

NOTES:
1.) ALL VOLTAGES ARE "AC" UNLESS OTHERWISE SPECIFIED.
2.) USE FUSES SPECIFIED OR EQUIVALENT.
3.) LAST WIRE NUMBER IS 18
4.) ◇ INDICATES TERMINAL BLOCK CONNECTION.

PROPRIETARY NOTICE
THE INFORMATION IN THIS DOCUMENT IS PROPRIETARY TO MOKON AND SHALL NOT BE USED OR REPRODUCED FOR ANY REASON WITHOUT PRIOR WRITTEN CONSENT.

ITEM	QTY	MOKON P/N	DESCRIPTION
1XF	1	024101	TRANSFORMER 100VA
1TAS	1	023070	TEMPERATURE SWITCH
	11	026529	TERMINAL BLOCK
1TC	1	040002	TYPE J THERMOCOUPLE (GROUNDED)
2SOL	1	025432	SOLENOID VALVE 1/2"
1SOL	1	025275	SOLENOID VALVE 1/8"
1RC	1	006266	REDUNDANT CONTACTOR 50A
1PS	1	022142	LOW PRESSURE SWITCH
1PB	1	022038	PUSH BUTTON – START/STOP
2PB	1	022185	PUSH BUTTON – BLACK
1OL	1	006402	OVERLOAD 1.40–2.00
1M	1	006396	CONTACTOR 5A
1MOT	1	032083	PUMP WITH MOTOR
7LT	1	014055	RED PILOT LIGHT
1LT 4LT	2	014162	RED INDICATING LIGHT
3LT 5LT	2	014166	GREEN INDICATING LIGHT
6LT	1	014163	BLUE INDICATING LIGHT
2LT	1	014164	AMBER INDICATING LIGHT
1GND	1	026476	GROUND BAR
7FU 8FU	2	045051	FUSE 1A FNQ–R
1FU 2FU 3FU	3	045035	FUSE 6A LP–CC
4FU 5FU 6FU	3	026372	FUSE 20A KTK–R
9FU	1	026042	FUSE 1A FNM
1FLT	1	022162–1	LEVEL SWITCH
1H	1	006257	CONTACTOR 40A
1DS	1	022239	DISCONNECT 32A DOOR MOUNT
1PDB	1	026475	DISTRIBUTION BLOCK 115A
1CONT	1	040472	CONTROLLER
1CR 3CR	2	006453	RELAY 2PDT 10A 120V
2CR	1	006250	RELAY 3PDT 10A 120V

REFERENCE MODEL	DRAWN	D.KNOWL	02/03/20
H44112AAR	CHECKED	BK	02/05/20
460V/3PH/60HZ	APPROVED	JMM	02/05/20
	VERIFIED		

DESCRIPTION
ELECTRICAL SCHEMATIC/PANEL & FLOW LAYOUT:
12KW SINGLE ZONE OIL UNIT

MOKON
2150 Elmwood Avenue, Buffalo, New York 14207

REV 0 | MODEL NO. H34112AAS | DWG. NO. H34112AAS
SCALE: NONE | DWG SIZE: B | SHEET 1 OF 3

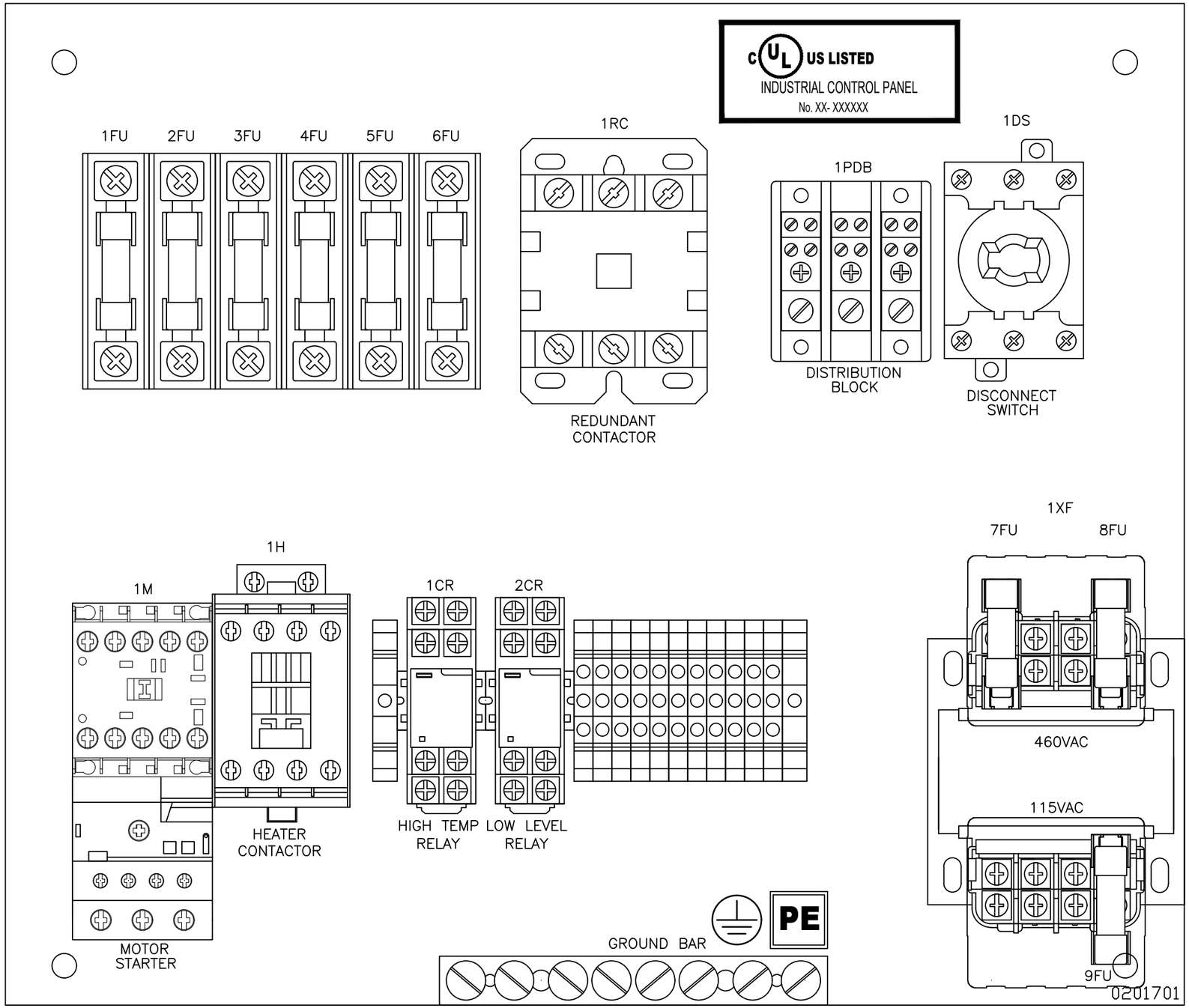

LTR	DESCRIPTION	BY	DATE	ECN NO.

REVISIONS

NOTES:
1.) ALL VOLTAGES ARE "AC" UNLESS OTHERWISE SPECIFIED.
2.) USE FUSES SPECIFIED OR EQUIVALENT.
3.) LAST WIRE NUMBER IS 17
4.) ◇ INDICATES TERMINAL BLOCK CONNECTION.

PROPRIETARY NOTICE
THE INFORMATION IN THIS DOCUMENT IS PROPRIETARY TO MOKON AND SHALL NOT BE USED OR REPRODUCED FOR ANY REASON WITHOUT PRIOR WRITTEN CONSENT.

REFERENCE MODEL	DRAWN	N. GARBACZ	08/24/16
H34106AAC	CHECKED	NDG	08/24/16
460V/3PH/60HZ	APPROVED	JM	08/24/16
	VERIFIED		

DESCRIPTION
ELECTRICAL SCHEMATIC/PANEL LAYOUT/FLOW SCHEMATIC:
6KW SINGLE ZONE OIL UNIT

MOKON
2150 Elmwood Avenue, Buffalo, New York 14207

REV	MODEL NO.	DWG. NO.
0	H34106ABZ	H34106ABZ

SCALE: NONE | DWG SIZE: B | SHEET 2 OF 3

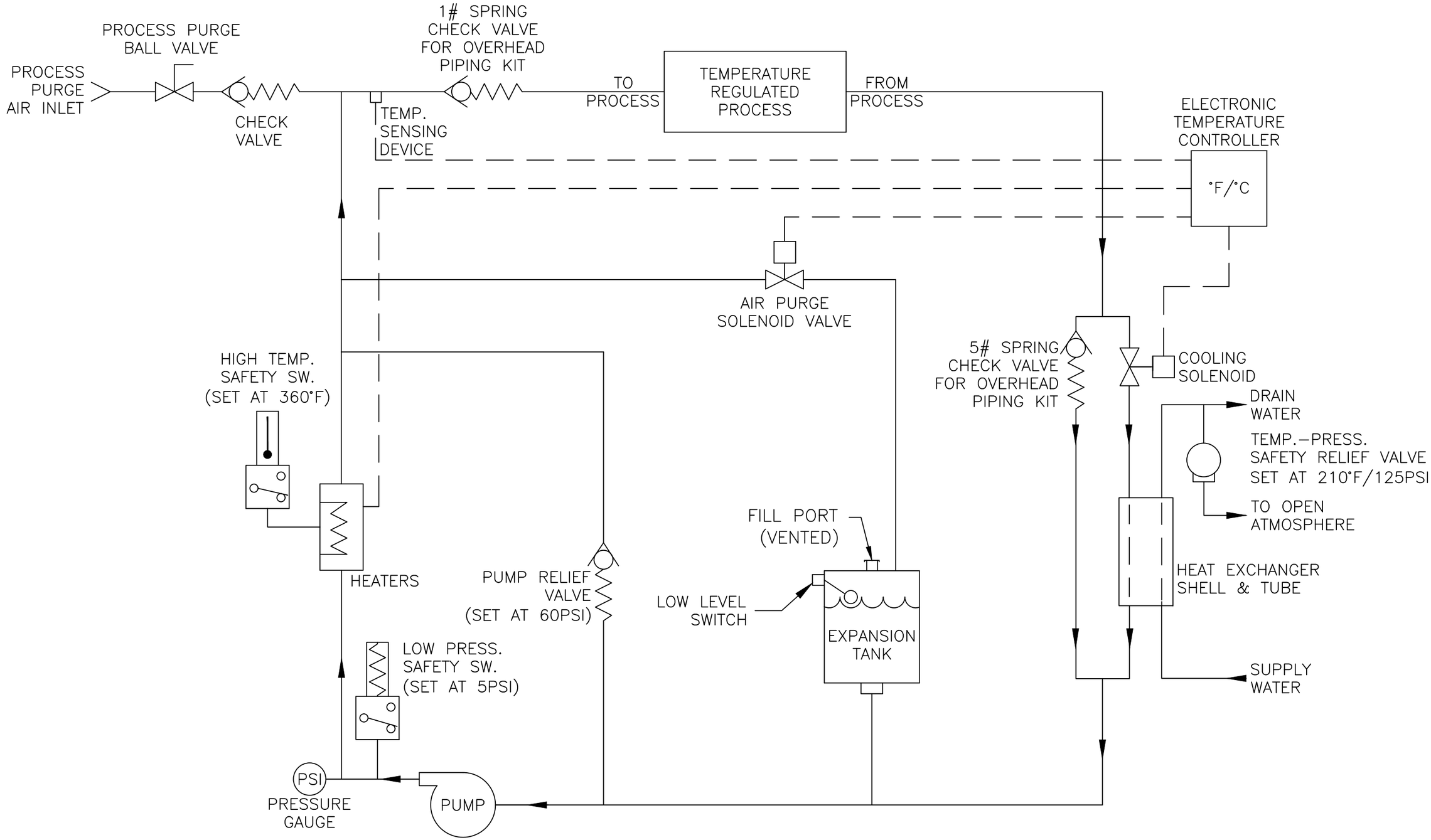

LTR	DESCRIPTION	BY	DATE	ECN NO.

REVISIONS

NOTES:

PROPRIETARY NOTICE

THE INFORMATION IN THIS DOCUMENT IS PROPRIETARY TO MOKON AND SHALL NOT BE USED OR REPRODUCED FOR ANY REASON WITHOUT PRIOR WRITTEN CONSENT.

REFERENCE MODEL	DRAWN	D.KNOWL	02/03/20
H44112AAR	CHECKED	BK	02/05/20
460V/3PH/60HZ	APPROVED	JMM	02/05/20
	VERIFIED		

DESCRIPTION
ELECTRICAL SCHEMATIC/PANEL & FLOW LAYOUT:
12KW SINGLE ZONE OIL UNIT

MOKON

2150 Elmwood Avenue, Buffalo, New York 14207

REV	MODEL NO.	DWG. NO.
0	H34112AAS	H34112AAS

SCALE: NONE | DWG SIZE: B | SHEET 3 OF 3